

Inertial tanks for Domestic Hot Water

FLEXY BLUE

The FLEXY BLUE gamma consists of inertial tanks for domestic hot water, available in various capacities, from 500l up to 10000l. They are equipped with very powerful flexible insulation, externally covered in PVC, provided with a magnesium anode for protection against galvanic currents and an inspection flange, which makes access for control or maintenance easier.

Features

✓ Special versions

The FLEXY BLUE tanks can be manufactured with special features on demand: customized dimensions, flange couplings, customized couplings, thicker insulation, thick aluminium coating, etc.

✓ Material: ST 235 JR carbon steel

✓ Treatment for internal protection

Bluetech enamelling with thermosetting resins suitable for use with drinking or food grade water

✓ Insulation


All tanks are insulated with flexible polyurethane with a thickness of 100mm. The insulation can be removed, which makes it possible to install the tanks in small spaces.

✓ Optional accessories

Thermometer, thermostat, impressed current electronic anode, electrical resistance, external plate heat exchanger kit.

✓ Supplied accessories

Magnesium sacrificial anode

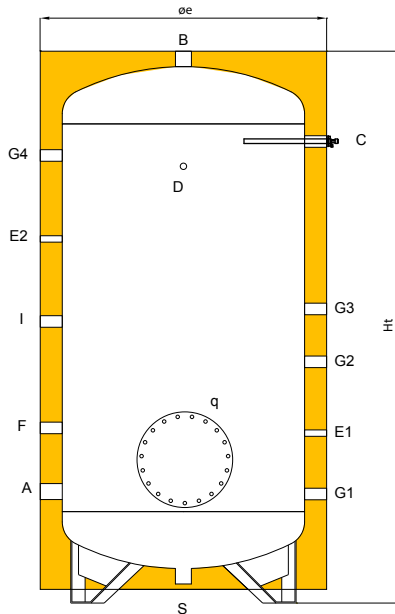


max. temperature	max. pressure
80°C	6 bar

cap. l	with inspection hole			packed		without inspection hole			packed	
	code	price	energy label	dimensions cm	weight kg	code	price	energy label	dimensions cm	weight kg
500	817080109X*		D	88x88x192,5	103	817080095X		D	88x88x192,5	98
800	817080110X*			102x102x221	158	817080096X			102x102x221	148
1000	817080111X*			107x107x224	180	817080097X			107x107x224	170
1500	817080112X*			123x123x237,5	229	817080098X			123x123x237,5	218
2000	817080099X*			132x132x269,5	280	817080115X			132x132x269,5	270
2500	817080100X*			147x147x277,5	316	817080116X			147x147x277,5	306
3000	817080101X*			147x147x299	349	817080117X			147x147x299	339
4000	817080102X*			163x163x306	508	817080118X			163x163x306	498
5000	817080103X*			183x183x310	597	817080119X			183x183x310	587
6000	817080120X*			282x203x217,5	746	-				
8000	817080121X*			352x203x217,5	882	-				
10000	817080122X*			427x203x217,5	1032	-				

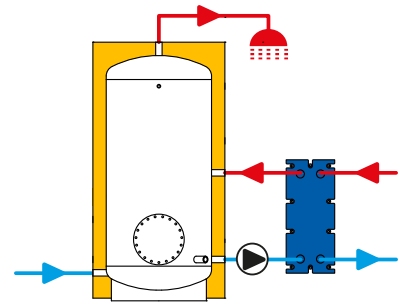
*can be coupled with the Boil custom (pag 146)

Inertial tanks for Domestic Hot Water FLEXY BLUE



Legend couplings

A	domestic water inlet
B	domestic water outlet
C	anode
D	thermometer
E1	thermostat
E2	thermostat
F	recirculation
G1	auxiliary
G2	auxiliary
G3	auxiliary
G4	auxiliary
I	electrical resistor
S	discharge
q	inspection hole



Coupling chart

capacity l	A inch	B inch	C inch	D inch	E1 inch	E2 inch	F inch	G1 inch	G2 inch	G3 inch	G4 inch	I inch	S inch	q mm
500	1 1/4	1 1/4	1 1/4	1/2"	1/2"	1/2"	1 1/4	1 1/4	1 1/4	1 1/4	-	1 1/2	1 1/4	Ø 220/300
800	1 1/2	1 1/2	1 1/4	1/2"	1/2"	1/2"	1 1/4	1 1/4	1 1/4	1 1/4	-	1 1/2	1 1/4	Ø 300/380
1000	1 1/2	1 1/2	1 1/4	1/2"	1/2"	1/2"	1 1/4	1 1/4	1 1/4	1 1/4	-	1 1/2	1 1/4	Ø 300/380
1500	2"	2"	1 1/4	1/2"	1/2"	1/2"	1 1/4	1 1/4	1 1/4	1 1/4	-	1 1/2	1 1/4	Ø 300/380
2000	2"	2"	1 1/4	1/2"	1/2"	1/2"	1 1/4	1 1/4	1 1/4	1 1/4	-	1 1/2	1 1/4	Ø 350/430
2500	2 1/2	2 1/2	1 1/4	1/2"	1/2"	1/2"	1 1/4	1 1/4	1 1/4	1 1/4	-	1 1/2	1 1/4	Ø 350/430
3000	3"	3"	1 1/4	1/2"	1/2"	1/2"	1 1/4	1 1/4	1 1/4	1 1/4	-	1 1/2	1 1/4	Ø 350/430
4000	3"	3"	1 1/4	1/2"	1/2"	1/2"	1 1/4	1 1/4	1 1/4	1 1/4	-	1 1/2	1 1/4	Ø 350/430
5000	3"	3"	1 1/4	1/2"	1/2"	1/2"	1 1/4	1 1/4	1 1/4	1 1/4	-	1 1/2	1 1/4	Ø 350/430
6000	3"	3"	1 1/4	1/2"	1/2"	1/2"	1 1/4	1 1/4	1 1/4	1 1/4	1 1/4	1 1/2	2"	Ø 400/480
8000	3"	3"	1 1/4	1/2"	1/2"	1/2"	1 1/4	1 1/4	1 1/4	1 1/4	1 1/4	1 1/2	2"	Ø 400/480
10000	3"	3"	1 1/4	1/2"	1/2"	1/2"	1 1/4	1 1/4	1 1/4	1 1/4	1 1/4	1 1/2	2"	Ø 400/480

capacity l	Øe mm	Ht mm	R* mm	A mm	C mm	D mm	E1 mm	E2 mm	F mm	G1 mm	G2 mm	G3 mm	G4 mm	I mm	q mm
500	850	1805	1996	375	1445	1445	675	1145	675	375	975	1215	-	845	445
800	950	2090	2296	390	1720	1720	710	1420	710	390	1010	1230	-	1160	500
1000	1050	2120	2366	400	1720	1720	700	1420	755	400	1000	1240	-	1140	510
1500	1200	2255	2555	500	1810	1810	805	1515	805	500	1100	1340	-	1230	600
2000	1300	2575	2885	505	2115	2115	805	1805	805	505	1105	1345	-	1505	620
2500	1400	2655	3002	565	2150	2150	865	1850	850	565	1165	1405	-	1550	680
3000	1450	2870	3216	575	2350	2350	800	2050	850	575	1050	1415	-	1750	690
4000	1600	2940	3348	600	2380	2380	900	2080	870	600	1200	1440	-	1780	715
5000	1800	2980	3482	610	2385	2385	910	2085	885	610	1210	1450	-	1785	725
6000	2000	2820	3458	630	2230	2230	930	1470	880	630	1470	1930	2080	1230	770
8000	2000	3520	4049	630	2830	2830	930	1610	830	630	1470	2130	2680	1180	770
10000	2000	4270	4716	630	3580	3580	930	1610	830	630	1470	2880	3430	1180	770

R*: reversal quota